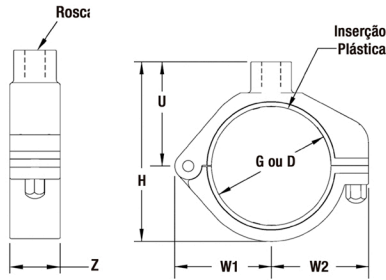




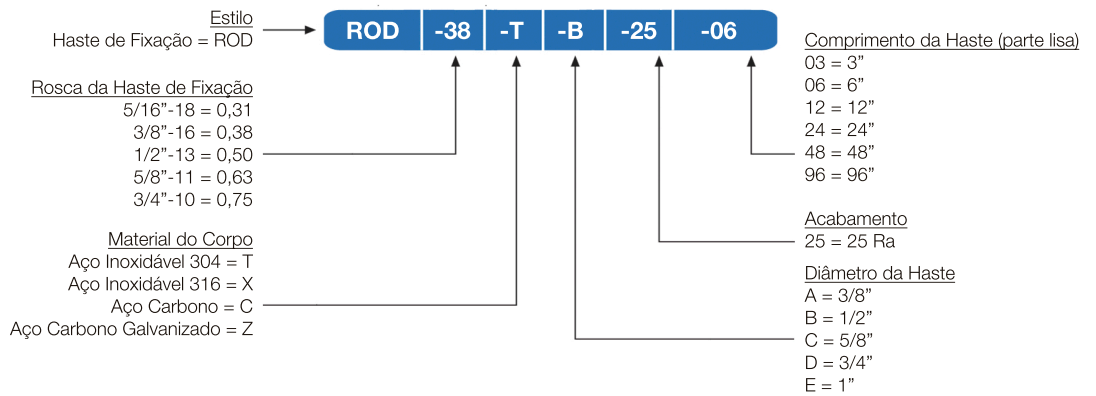
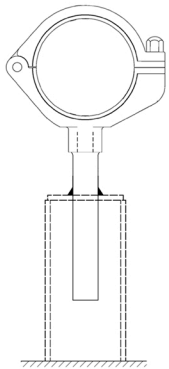
ABRAÇADEIRAS - SUPORTE



CHT - ABRAÇADEIRA SUPORTE ROSCA

Ø Tubo em Pol.	Fixador Guia		Dimensões					Não Incluso		Código	
	D	G	W1	W2	Z	U	H	Rosca	Ø Haste		Peso kg.
1/4	0.25	0.29	0.93	1.02	0.75	1.08	1.54	5/16"-18	1/2"	0.26	CHT-PS-025-T..
3/8	0.38	0.40	0.93	1.02	0.75	1.08	1.54	5/16"-18	1/2"	0.26	CHT-PS-038-T..
1/2	0.50	0.54	0.93	1.02	0.75	1.08	1.54	5/16"-18	1/2"	0.26	CHT-PS-050-T..
3/4	0.75	0.79	1.06	1.15	0.75	1.23	1.77	5/16"-18	1/2"	0.28	CHT-PS-075-T..
1	1.00	1.04	1.20	1.28	0.75	1.35	2.04	5/16"-18	1/2"	0.33	CHT-PS-100-T..
1 1/2	1.50	1.54	1.45	1.56	0.75	1.66	2.53	5/16"-18	1/2"	0.40	CHT-PS-150-T..
2	2.00	2.04	1.74	1.79	0.75	1.85	3.03	5/16"-18	1/2"	0.48	CHT-PS-200-T..
2 1/2	2.50	2.55	2.02	2.04	1.00	2.18	3.63	3/8"-16	5/8"	0.70	CHT-PS-250-T..
3	3.00	3.05	2.27	2.29	1.00	2.34	4.13	3/8"-16	5/8"	0.76	CHT-PS-300-T..
4	4.00	4.05	2.76	2.79	1.00	3.08	5.13	1/2"-13	3/4"	0.95	CHT-PS-400-T..
6	6.00	6.05	3.98	4.46	1.50	4.46	7.74	3/4"-10	1"	4.20	CHT-PS-600-T..

CONFIGURADOR DE CÓDIGOS - HASTE



ROD - HASTE ROSCADA PARA SUPORTE

Ø Tubo em Pol.	Série CH		SB ou Estilo Bloco		Código
	Rosca	Ø Haste	Rosca	Ø Haste	
1/4	5/16"-18	1/2" (B)	3/8"-16	5/8" (C)	ROD-031-T-B-25-06-..
3/8	5/16"-18	1/2" (B)	3/8"-16	5/8" (C)	ROD-031-T-B-25-06-..
1/2	5/16"-18	1/2" (B)	3/8"-16	5/8" (C)	ROD-031-T-B-25-06-..
3/4	5/16"-18	1/2" (B)	3/8"-16	5/8" (C)	ROD-031-T-B-25-06-..
1	5/16"-18	1/2" (B)	3/8"-16	5/8" (C)	ROD-031-T-B-25-06-..
1 1/2	5/16"-18	1/2" (B)	3/8"-16	5/8" (C)	ROD-031-T-B-25-06-..
2	5/16"-18	1/2" (B)	3/8"-16	5/8" (C)	ROD-031-T-B-25-06-..
2 1/2	3/8"-16	5/8" (C)	3/8"-16	5/8" (C)	ROD-038-T-C-25-06-..
3	3/8"-16	5/8" (C)	3/8"-16	5/8" (C)	ROD-038-T-C-25-06-..
4	1/2"-13	3/4" (D)	3/8"-16	5/8" (C)	ROD-050-T-C-25-06-..
6	3/4"-10	1" (E)	5/8"-11		ROD-075-T-E-25-06-..